

# September

## INSIDE this issue

Why Join Your School's Parent Council?	02
Parents and Teachers Getting Off to a Good Start	04
Partnering with the School Principal	05
September – Parent Council Topics and Activities	08
September – Parent Council Checklist	10
10 Ice Breakers for Parent Council Meetings	11
5 Virtual Ice Breakers for Parent Council Meetings	12
12 Back to School Ideas for Social Media to Promote Parent Engagement	13
Zoom Tips for Your School Council Meeting	15
School Staff Appreciation Days	17
Opportunity to Govern Ontario's Teaching Profession	18

# 2021

[ParentsEngagedInEducation.ca](http://ParentsEngagedInEducation.ca)

## PARENTS ENGAGED IN EDUCATION



# SCHOOL COUNCIL NEWSLETTER

## VOLUME 60

### WELCOME BACK!

I am so excited to be back with you once again to kick off the new school year with our September newsletter. First off, I would like to welcome back our readers to this 2021-2022 school year which is shaping up to be another interesting year.

As always September proves to be a busy month as everyone settles down and gets into a routine. This is especially true for those students who are returning to their brick-and-mortar schools after spending the entire year online. The forecast for this year is not clear once again, however we remain hopeful and continue to prepare for any possible situation that may arise in the future. Once again, the focus needs to be on students and providing resources for their mental health and for us adults to remember to continue being a cheerleader for them.

This month's newsletter is focused on getting everyone off to a good start. Whether you are on the fence about joining parent council or need a list of items and ideas to start the year off we have you covered. For those going back online or are going back to using Zoom again, not to worry we have you covered as well.

For those in school parent councils who are still looking for more information to get yourselves going, no problem we have you covered. Visit our website as we have a large collection of articles to get you on your way.

Parents Engaged in Education have too been busy getting ready for Back to School and supporting students via Canada's First Education Bank. Our team of volunteers have been putting together backpacks filled with school essentials for those students in need. We cannot do it alone, thanks go out to our many volunteers and donors. However, much more help is needed to continue to serve these children and youth in the many communities that we service. If you can help in any way either through volunteering, donating and/or becoming a monthly donor it is much appreciated. Please visit [www.educationbank.ca](http://www.educationbank.ca) to find out more about the work we do.

Lastly, if we can answer any questions or provide some support, please do not hesitate to contact us through our website at [www.parentsengagedineducation.ca/contactus](http://www.parentsengagedineducation.ca/contactus) or directly by emailing me at [adrian.marmara@parentsengagedineducation.ca](mailto:adrian.marmara@parentsengagedineducation.ca). I always love hearing from our readers.

As always, stay safe.

Adrian Marmara  
President, Parents Engaged in Education  
[adrian.marmara@parentsengagedineducation.ca](mailto:adrian.marmara@parentsengagedineducation.ca)

**MAKE A DIFFERENCE IN YOUR CHILD'S EDUCATION!**

# WHY JOIN YOUR SCHOOL'S PARENT COUNCIL?

*By Adrian Marmara*

## **CHILDREN BENEFIT**

Yes, we have heard many times that children perform better when parents are engaged in education both at home and at school. And yes, we have heard that parental involvement boosts student achievement.

By joining your school's parent council, you are providing a positive example. Your child will see firsthand the importance you place on education.

## **SCHOOLS BENEFIT**

Parent councils provide support for administration and teachers. School parent councils strive to create a positive and caring atmosphere in the school.

School parent councils address important issues that are important to parents and school administrators. They advocate for funding and issues that affect various aspects of education and student well being.

## **MAKE CONNECTIONS**

School parent council involvement helps you stay connected with the school and allows you to gain a broader perspective of how you can play a supportive role. You also network and make connections with other parents, business partners in your community and agencies that share a common goal of student achievement. Working in partnership together helps build a stronger foundation for students to grow and thrive.

## **IT IS GOOD FOR YOU**

Volunteering with your school parent council allows you to contribute your skills and knowledge. Not only will it benefit your child(ren) but your school community as well. School parent councils can help you gain experience and expertise as leadership volunteer, build your resume and make lasting relationships.



PARENTS ENGAGED  
IN EDUCATION



# FAMILY SERVICE CENTRE

FEATURING  
CANADA'S FIRST  
EDUCATION BANK




*A diverse, inclusive  
and safe space for  
ALL*

THE FAMILY SERVICE CENTRE IS LOCATED AT  
857 MILNER AVE. UNIT 104, SCARBOROUGH, ON M1B 5N6

**Our Hours of Operation Are:**

Monday, Tuesday & Saturday 10am - 3pm  
Wednesday & Thursday 12:30pm - 7pm  
Friday & Sunday Closed

**DUE TO COVID-19 RESTRICTIONS, FAMILIES MUST MAKE  
AN APPOINTMENT TO COME INTO THE FAMILY SERVICE  
CENTRE/EDUCATION BANK BY CALLING: 416-546-1467**



[www.educationbank.ca](http://www.educationbank.ca)

# PARENTS AND TEACHERS GETTING OFF TO A GOOD START

*By Parents Engaged In Education*

The start of a new school year is both exciting and challenging for parents and teachers. New relationships must be formed, and it is important that they get off to a good start.

Yes, we have heard many times that children perform better when parents are engaged in education both at home and at school. And yes, we have heard that parental involvement boosts student achievement.

- Establish an effective communication strategy that works for both parties at the beginning of the year.
- Parents can make more informed decisions and support their children better when they have complete and accurate information regarding classroom and school expectations.
- Parents like to feel they have a voice and that is respected when it comes to their children's education.
- Helping parents understand the curriculum will assist them in working with their children to support their academic progress.
- Setting high attainable expectations means that teachers and parents can support students in taking more responsibility for their learning and encourage them to strive to increased academic success.
- When teachers make sure parents are aware of any issues which challenge a child's learning, it allows them to work as partners to address the situation and improve it before negatively affects the student's performance.
- Parents talking positively about the new school year and their new teacher will establish an optimistic attitude in their children.
- Reviewing the curriculum that will be taught in the new grade will assist parents in supporting their children during the school year. Although curriculum documents can be quite lengthy it is worth skimming through information provided at <http://www.edu.gov.on.ca/eng/curriculum>

**THE BEST PARTNERSHIP FOR SUCCESS IS:  
TEACHER > STUDENT > PARENT**







# PARTNERING WITH THE SCHOOL PRINCIPAL

*By Theresa Pastore*

The success of a school council often rests with the partnership they form with the Principal. There are some Principals who are naturally enthusiastic and supportive of the council. On the other hand, there are some who are slower to form a comfortable working partnership with parent leaders.

Here are nine tips on how to help build a positive partnership with your school administrator.

1. Establish a good communication plan at the beginning of the school year. The Chair should ask to meet with the Principal at least one week before a council meeting. The Chair and Principal should use this



meeting to prepare the agenda for distribution to members. Remember to use this opportunity to share ideas and establish a rapport with the Principal.

2. While parent leaders play an important role in the school, it is important to remember that the Principal has the final responsibility for all operations in the school.
3. Running meetings effectively and respecting the time commitment for both parents and the principal will allow the council to accomplish a great deal. Getting bogged down in details can be frustrating. This can cause everyone to lose interest in the meeting. It is a good idea to identify what needs to be done. Once that is established, delegate to a sub-committee that can handle the issues at a later date or time.
4. Do not bring personal matters to council meetings. School council Chairs should make sure that no other members raise personal issues. Council meetings should be limited to school activities that affect all students in the school.
5. Developing an annual budget as a council, in conjunction with the Principal, will help the council move towards a common goal that aligns with everyone's priorities.
6. Ask the Principal what their priorities are and how the council might assist in achieving these goals.
7. Appreciate your Principal and thank them for their efforts.
8. Treat your Principal with respect. Remember that they have many responsibilities in running a school besides school council work. Understand they may not be able to respond immediately to your emails or needs put forth by the council.
9. Remember your Principal is a person, just like you. They will have good days and bad. Try to be compassionate and understand that there may be a better day to present new ideas or concerns.



I know that there are school council Chairs that feel like no matter what they do, they simply cannot build a positive relationship with their Principal. There could be many reasons that this is the case.

**Some of these reasons may include:**

- The Principal had a negative experience with a previous school council. This could be the reason the Principal now holds back from supporting the current council.
- There could be some very stressful situations at the school that require the Principal's attention. This can affect their relationship with council members.
- It could be that there is a perceived "power struggle" between the parents and the Principal. It is to everyone's benefit to identify this problem immediately. Remember the goal is to have everyone work together effectively for the benefit of all the students in the school.
- It simply could be that the Principal does not recognize the value that parent leaders bring to the school. In this case, demonstrating how the council could work with them to support the students and the school community may be helpful. Starting with small things and working towards a plan that is a truly collaborative effort that benefits all.



Parents Engaged in Education have designed a **"DREAM TREE"** banner. This vinyl banner is 5' x 6.5' with hundreds of blank leaves for parents and students to write their dreams.

This is a wonderful example of positive messages which will inspire the entire school community all year round.

**GREAT FOR CURRICULUM OR PARENT/TEACHER INTERVIEW NIGHTS!!**

Our aim is to raise enough funds this year to offer priority schools in challenged communities a **"DREAM TREE"** to encourage their communities to strive for the best they can be.

While we work on this program, if your school would like to purchase a **"DREAM TREE"** for your community you may do so by contacting  
Theresa.pastore@  
parentsengagedineducation.ca.

**The cost is \$200.00 plus shipping**

(This is cost recovery only, we do not charge in excess of our cost)



The header features a dark grey background with several autumn leaves in shades of yellow and orange. The word "SEPTEMBER" is written in large, white, chalky capital letters across the top. Below it, a dark red banner contains the text "PARENT COUNCIL TOPICS AND ACTIVITIES" in white, sans-serif capital letters.

# SEPTEMBER

## PARENT COUNCIL TOPICS AND ACTIVITIES

*By Parents Engaged In Education*

Time to get back into the swing of things. Here are our suggestions for getting your parent council up and running this September.

September is the month that School Council elections typically take place. There are some schools who will wait until the last minute. This will force parent councils to schedule a meeting in early October. Regulation 612 requires elections to take place within 30 days of the start of the school year.

Rather than just simply holding council elections, existing councils in collaboration with the Principal

might consider holding an Annual General Meeting (find a sample Annual General Meeting agenda here: <https://www.parentsengagedineducation.ca/media/docs/resources/annual-general-meeting-sample.pdf>) featuring a speaker that is relevant to the school community. It is an excellent opportunity to attract more parents early in the school year. It is also excellent time to showcase the work the council accomplished the previous school year along with the goals for the upcoming year. Letting parents know what role they can play in making a difference in the school community may encourage new people to run for election to the school council.



## **THE ELECTION PROCEDURES OUTLINED IN REGULATION 612 REQUIRES;**

*“The principal of a school, shall, at least 14 days before the date of the election of parent members, on behalf of the school council, give written notice of the date, time and location of the election to every parent of a pupil who, on the date the notice is given, is enrolled in the school.” C.Reg.612/00 s. 4(6)*

This being the case, it is easier if the outgoing council establishes a date for elections prior to the closing of their business for the current year. The letter could be drafted and ready to go at the beginning of the new school year. Look at a sample Principal Annual General Meeting letter that I have put together (<https://www.parentsengagedineducation.ca/media/docs/resources/principal-letter-for-agm-elections.pdf>). Having said that, it is often beneficial to wait a few weeks into the new school year so that you can engage new parents to join the council.

## **PROVIDE ADDITIONAL PARENT COUNCIL INFORMATION FOR PARENTS**

Attaching information about the role of the school council and nomination forms to the notice sent out by the Principal will also assist in increasing interest for parents who may not be aware of the work of the council.

School Councils may wish to consider using Parents Engaged in Education’s School Council brochure

(<https://www.parentsengagedineducation.ca/media/docs/resources/school-councils-in-ontario.pdf>) which can be downloaded free of charge.

Following the school council elections, it is helpful to hold the first Inaugural Meeting of the council in order to elect the Executive Committee (Chair, Vice Chair or Co-Chair, Treasurer and Secretary). Before electing these roles provide all members information about the roles and responsibilities of each position. To assist Parents Engaged in Education has developed several resources which may make this process easier.

## **SET FUTURE MEETING DATES**

The inaugural meeting would be the best time to establish school council meeting dates for the entire school year. This will allow the council chair or the Principal to communicate these dates to the school community.

Additional Parent Engaged in Education Parent Council Resources

- Visit our website at [www.parentsengagedineducation.ca](https://www.parentsengagedineducation.ca)
- If you haven’t already, I encourage you to subscribe to our monthly e-newsletter

## **OCTOBER MEETING**

The October meeting is when the school council really begins operating at most schools. Be sure to read next month’s e-newsletter as it will contain a new list of parent council topics and activities.





# SEPTEMBER – PARENT COUNCIL CHECKLIST

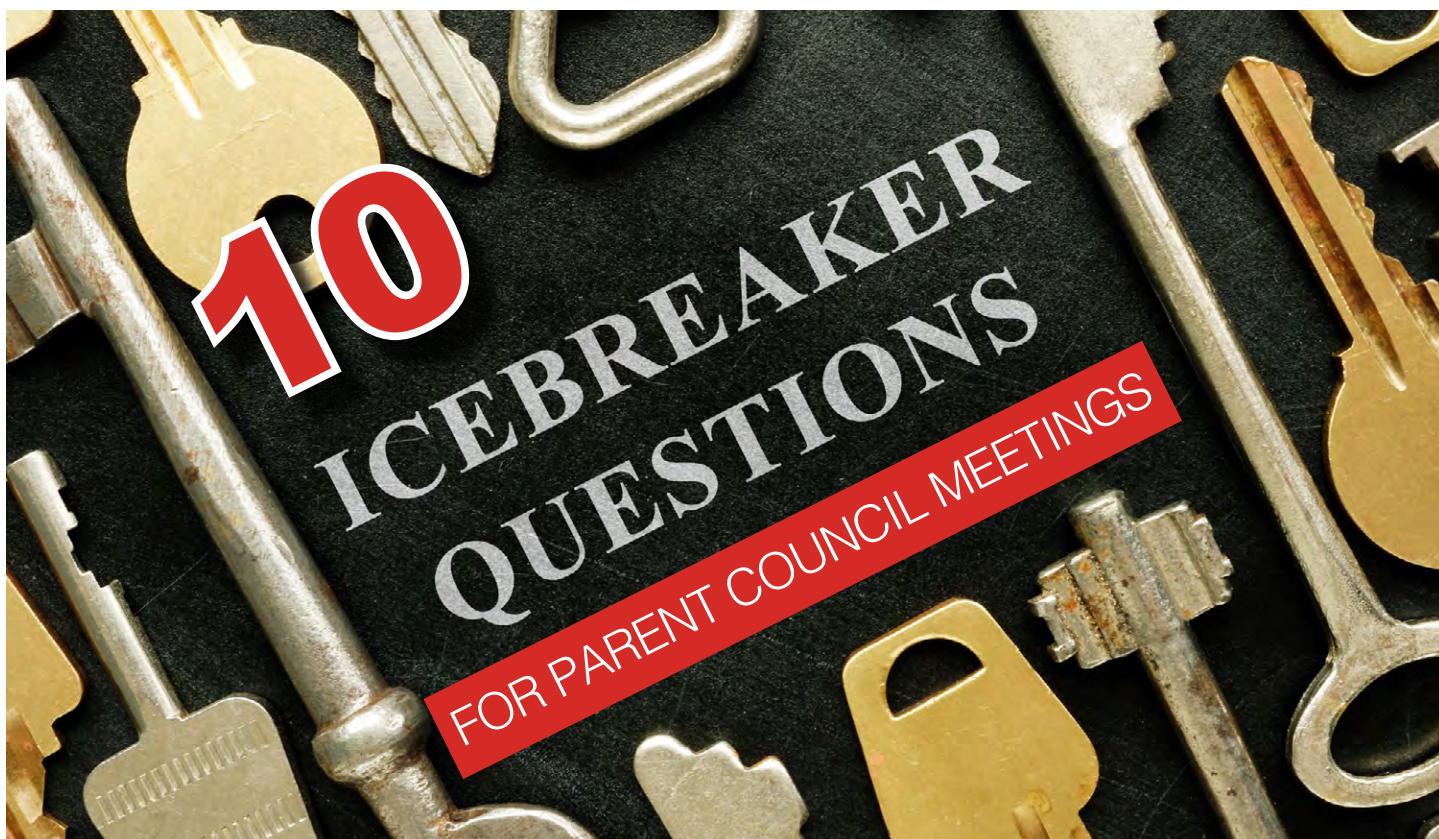
*By Parents Engaged In Education*

Here is your first monthly checklist you can use to keep your parent council organized.

## **SEPTEMBER CHECKLIST**

- ☐ Set a date for school council elections
- ☐ Provide additional parent council information for parents about the role the council plays at the school
- ☐ Provide parents with information about the different roles and responsibilities of parent council members
- ☐ Welcome new parents to their first parent council meeting. You can use the list of 10 ice breakers that will appear in this issue
- ☐ Review Parents Engaged in Education Parent Council Resources on our website - [www.parentsengagedineducation.ca](http://www.parentsengagedineducation.ca)
- ☐ Set dates for future school council meetings





*By Adrian Marmara*

Looking for some ice breakers to start off your meeting? Here are 10 ice breakers to get your parent council meeting started.

1. How long have you lived in our neighbourhood?
2. How many kids do you have at this school, and what grades are they in?
3. What is your favourite TV show?
4. What is your favourite parent council event?
5. What movie did you see this year that your whole family loved?
6. Where do you grocery shop?
7. What was your favourite part of elementary/secondary school?
8. What do your kids like about this school?
9. Is this your first parent meeting?
10. What is your families favourite past time?

#### **BONUS PARENT COUNCIL ICE BREAKERS**

If you can't do all the ice breakers above and have time for only one ice breaker per meeting, here are some more ice breakers that you can do for each meeting.

- September: favorite activity or memory from the summer
- October: favorite fall activity or favorite Halloween costume growing up
- November: favorite elementary school teacher and why
- December: favorite holiday tradition
- January: favorite activity or memory from winter break
- February: favorite winter activity
- March: favorite free time hobby
- April: favorite spring activity
- May: activity most looking forward to this summer

# 5

## VIRTUAL ICE BREAKERS FOR PARENT COUNCIL MEETINGS

*By Parents Engaged In Education*



Hopefully you have read our 10 ice breakers for parent council meetings article. With a high likeliness of continuing to meet online we thought it would be a good idea to come up with a list of virtual ice breakers for your next virtual meeting.

- **FUN QUESTIONS.**

Here are some fun questions to ask at your next meeting: What was the worst style choice you ever made? What was the worst haircut you ever had? What's the most embarrassing song you admit to liking?

- **PARTICIPANT QUESTION AND ANSWER.**

Think of a few “get to know you” questions and pick a different person or two to send them to in advance of the meeting.

- **FAVOURITE BINGE SHOWS.**

Schitt's Creek, Kobra Kai, The Mandalorian- everyone's been talking about the shows they have been binge watching since last spring.

- **“I CAN'T WAIT TO...”**

Ask attendees what they are missing most about regular school council life. Everyone in the meeting might be surprised with the answers that are presented.

- **HAVE A THEME FOR YOUR NEXT MEETING.**

Come up with a simple theme for your next meeting such as silly hats, silly t-shirt, rock t-shirt night, etc.





# 12 BACK TO SCHOOL IDEAS FOR SOCIAL MEDIA TO PROMOTE PARENT ENGAGEMENT

*By Parents Engaged In Education*

## **HAVING A GOOD SOCIAL MEDIA ACTION PLAN IN PLACE AT THE BEGINNING OF THE SCHOOL YEAR WILL HELP PROMOTE YOUR PARENT COUNCIL.**

Social media is a great means of helping to build and promote your school community during back-to-school time. It helps your parent council to immediately interact with the school community right out of the gate. This “real time” partnership allows your school council to feel easily accessible and personable. The trick to using social channels effectively is not to repeatedly appeal and petition parents to get involved. Showcase what is wonderful about your school community and make it more appealing so that they want to be involved.

With social media nowadays, school councils need to take advantage of telling parents in your community who you are and what your mandates are for this year. Show them what you have accomplished, offer helpful information, ask them for feedback and opinions. But most importantly provide them with a sense that they belong.

Here is an action plan that you can start to look over in the summer for the first weeks of school. Some of these ideas will work best on different social media platforms. But with a little thought, can be modified to fit your schools most popular social media channel.

### **THE PLAN**

1. Introduce yourself! Post a photo of your parent council on social media. Let your school community put faces to the people that make your parent council. Ask people to like the post to start generating engagement. Ask a series of questions. Some good questions to ask are:
  - What are you most looking forward to this school year?
  - What parent council events are you most looking forward to?
  - If there is one item parent council could help with what would it be?
2. Hand over all the info. Provide your school community with links to all the information they will need throughout the school year,

important dates and events, your upcoming parent council meeting dates and any important contact information they may need. Provide a checklist of items so that parents can easily find all the information they need. Bonus points if you can provide a visual checklist in your social media post.

3. Partner up with your school's principal. Every school year there are a lot of new people who join your school community. If your principal is willing, try and conduct a short interview with them so that new parents can get to know them and make them feel more "real". Some great questions to ask are simple. What is your favorite food, favorite movie, and favorite time of the year?
4. Hype up your school's curriculum night. In partnership with the school announce when your school's curriculum or meet the teacher night will be. Highlight the fact that your parent council will be there at the event and where you can be found to ask and answer any questions the school community may have.
5. Show your school spirit! Post a photo of your school building, school grounds or even the school mascot. Ask your community for feedback with questions like "What do you like most about our school? What would you change if anything?" Make sure to like people's comments and try responding to them directly. Make sure to share feedback with the school principal and staff.
6. Publish reminders about important back-to-school information. Are there any changes to busing or drop-off procedures? Is there anything happening at the school before the official first day? Some of this information will come from the school, however hearing it from your parent council too won't hurt.
7. Document the first day/week of school. Take a series of photos throughout the first day/week and create a photo album or slide show on Facebook. (Remember to OK this with the school and get permission to use photos of the students.)
8. Post helpful resources for families on transitioning back to school or on parenting issues in general. These resources show that your council is knowledgeable and ready to help. You can find many of those resources on the Parents Engaged in Education website.
9. Post early thank you notes. This is a good time to thank volunteers and staff members who have come in early and have prepared the school for the beginning of the year. Don't forget to include photos if possible.
10. Take a poll. Ask your school community to vote for some of their favorite school lunches. Or ask your school community to vote for their favorite parent council event. Simply post a question on your Facebook page, post a poll on Twitter or use a free poll such as SurveyMonkey.
11. Promote your first meeting. Try to think outside the box. Here is your chance to get innovative and promote your first council meeting. Post a silly picture or provide hints as to what fun things to expect at your first meeting. If available don't forget to highlight the fact that child minding is available!
12. Ask for input/feedback. Give your school community a chance to ask questions and provide feedback so that they feel more invested. If your parent council runs a weekly or monthly newsletter, ask your community to come up with a new name for the newsletter this school year. Once you have gathered some choices for a new name ask your community to vote for their favorite.

Putting this action plan in place and executing it effectively will have your parent council saying, don't you love it when a plan comes together.



# zoom TIPS

## FOR YOUR SCHOOL COUNCIL MEETING

*By Parents Engaged in Education*

Chances are you have been using Zoom for your online school council meetings or even to meet with family and friends during this pandemic. Whether you are new to videoconferencing or have been doing it for months now, there's always room for making your virtual meetings smoother and more enjoyable.

If you haven't done a virtual meeting yet via Zoom, it is always a good idea to test it out with a friend in order to get comfortable with setting up a meeting and running it.

When you first go live, take your time and allow a few minutes for people to join you. People sometimes need a few moments to tune in. I know I always forget to click on the connect to computer audio button. I always try to play some background music when starting my meeting to remove some of the awkwardness.

At the start of the meeting, introduce yourself and let viewers know they can post questions in the comments or chat. You might say something like, "Feel free to ask your questions, and we'll get to them at the end."

### **SET A CO-HOST OR MODERATOR.**

Setting a co-host and/or moderator will allow someone else to help you manage the meeting, including screen sharing and pausing for chat comments and questions.

### **REMEMBER TO BE CONVERSATIONAL AND RELAXED.**

To the best of your ability, behave as you would at a normal school council meeting. You don't want to sound stiff or scripted. People will respond better to your natural self.

### **INTERACT WITH ATTENDEES.**

At different times throughout the meeting, reintroduce yourself and welcome people who have just joined you.

### **BREAK THE ICE.**

Just as at in-person meetings, starting your meeting with a tongue-in-cheek or funny question can help get the conversation flowing. For ideas on virtual icebreakers visit our 5 Virtual Ice Breakers for Parent Council Meetings blog.

### DURING YOUR Q&A SESSION,

remember to repeat questions to your audience and don't forget to mention who the question came from.

### ASK EVERYONE TO MUTE THEMSELVES

to cut down on background noise. Also, remember to set microphones to mute as a default when setting up your meeting.

### WITH SECURITY CONCERNS, MAKE SURE YOUR MEETING IS PASSWORD-PROTECTED

so only invited participants can get in.

### DON'T WORRY IF SOMETHING UNEXPECTED HAPPENS.

If one of your kids walks in (there's a lot of that happening these days), just roll with it. Remember that you're broadcasting to other parents; they'll understand! Chances are the same thing will happen to them.

### BECAUSE PEOPLE ARE REMOTE, BUMP UP YOUR FRIENDLINESS A NOTCH

to compensate for not being there in person.

### SOME PARENTS ATTENDING THE MEETING MIGHT NOT WANT TO BE ON CAMERA.

That's OK! You can help them participate by suggesting that they turn off their cameras, if they want to.

The following are some keyboard shortcuts that allow you to navigate the Zoom settings without having to use your mouse.



zoom

## SHORTCUTS FOR WINDOWS

- **Ctrl+Alt+Shift:** Move focus to Zoom's meeting controls
- **PageUp:** View previous 25 video stream in gallery view
- **PageDown:** View next 25 video stream in gallery view
- **Alt+F1:** Switch to active speaker view in video meeting
- **Alt+F2:** Switch to gallery video view in video meeting
- **Alt+V:** Start/stop video
- **Alt+A:** Mute/unmute audio
- **Alt+M:** Mute/unmute audio for everyone except host **Note: For the meeting host only**
- **Alt+S:** Launch share screen window and stop screen share **Note: Will only work when meeting control toolbar has focus**
- **Alt+Shift+S:** Start/stop new screen share **Note: Will only work when meeting control toolbar has focus**
- **Alt+Y:** Raise/lower hand

## SHORTCUTS FOR MACS

- **Command(⌘)+Shift+A:** Mute/unmute audio
- **Command(⌘)+Control+M:** Mute audio for everyone except the host (**only available to the host**)
- **Command(⌘)+Control+U:** Unmute audio for everyone except host (**only available to the host**)
- **Command(⌘)+Shift+V:** Start/stop video
- **Command(⌘)+Shift+S:** Start/stop screen share
- **Ctrl+P:** View previous 25 participants in gallery view
- **Ctrl+N:** View next 25 participants in gallery view
- **Option+Y:** Raise hand/lower hand
- **Command(⌘)+Shift+F:** Enter or exit full screen
- **Ctrl+Option+Command+H:** Show/hide meeting controls



# SCHOOL STAFF APPRECIATION DAYS

*By Parents Engaged in Education*



It is always important to thank those who contribute to student success. Remember to put aside some time each school year to thank the hard workers who keep your school running. Your school council may come up with numerous ways to recognize and thank these staff members on these national days of recognition.

## **OCTOBER 2**

National Custodial and Maintenance Workers Recognition Day

## **OCTOBER 5**

World Teacher Day

## **OCTOBER 16**

Canadian Library Support Staff Day

## **OCTOBER 19-23**

School Bus Safety Week

## **OCTOBER 21**

Educational Assistant Appreciation Day

## **OCTOBER 22**

Child Care Worker and Early Childhood Educator Appreciation Day

## **MARCH 1-5**

Social Worker Week

## **MARCH 24**

School Crossing Guard Appreciation Day

## **APRIL 28**

Administrative Professionals Day

## **MAY 1**

Principal's Day

## **MAY 3-7**

Education Week

# OPPORTUNITY TO GOVERN ONTARIO'S TEACHING PROFESSION

[The Ontario College of Teachers](#) exists to support and safeguard the well-being and interests of the province's students. It does so through the regulation of Ontario's more than 232,000 teachers.

The College sets standards of practice and ethical standards, conducts disciplinary hearings, and accredits teacher education programs. The College is Canada's largest self-regulatory body.

## WHY THIS MATTERS TO ONTARIO'S STUDENTS

Much like accounting, nursing and engineering, teaching is a regulated profession. Only licensed professionals – Ontario Certified Teachers (OCTs) – can teach in the province's publicly funded elementary and secondary schools. In Ontario, there are more than two million students attending these schools. The College's governing Council and committees ensure the College meets its mandate of protecting these students and ensuring their well-being.

## MAKE A DIFFERENCE WHILE GROWING YOUR PROFESSIONAL EXPERTISE

Similar to a board of directors in public and private organizations, members of the College's governing Council, committees and rosters will help it fulfill its mandate of protecting the public interest.

You'll have an opportunity to shape education while working alongside qualified and dedicated professionals, reflecting Ontario's diversity. At the same time, you'll be able to apply and develop your

own professional experience and knowledge in regulation and education.

## BENEFITS OF SERVING

With more than 100 positions available in diverse roles, the College is encouraging you to [apply online](#) and serve on any of the following parts of governance:

- Council ensures that policies are established in accordance with the College's objects as set out in the Ontario College of Teachers Act. Council members will also serve on the following subcommittees: Audit and Finance, Human Resources, and Selection and Nominating.
- Committees, which perform the regulatory and statutory work of the College. Some committees, such as Accreditation and Discipline, require additional time to serve on adjudicative panels. Statutory committee chairs and vice-chairs also serve on the Adjudicative Body of Chairs.
- Rosters, whose members participate on panels to decide on matters on behalf of a committee.

Members of the public will receive a daily per diem from the College, while OCTs who are employed in public education must be released by their employers to perform the work of the College. In turn, the College reimburses employers for the hiring of temporary replacement teachers.

The application process is open until September 30, 2021. Individuals will assume their new roles effective January 1, 2022 for two-year terms.

**APPLY TODAY.**

**INTERESTED IN  
HELPING SHAPE THE  
FUTURE OF TEACHING  
IN ONTARIO?**

# Join us.

The Ontario College of Teachers is looking for qualified and dedicated people who care about the success and well-being of students to join our Council, committees and rosters. These groups will make decisions to help shape the future of teaching in Ontario.

To learn more, watch this short video at [oct-ooo.ca/JoinUs](https://oct-ooo.ca/JoinUs) and visit [oct.ca](https://oct.ca).

**Apply before September 30, 2021.**



**Ontario  
College of  
Teachers**

Ontario's Teaching Regulator



ORGANIZATIONS THAT SUPPORT PARENT ENGAGEMENT  
AND SCHOOL COUNCILS IN ONTARIO

ONTARIO ENGLISH  
Catholic  
Teachers  
ASSOCIATION

**We're all  
in this *together*.**



**Stay strong,  
stay safe.**



Unity is our strength.  
Education workers,  
students, parents,  
and families will  
get through this  
together.


## ORGANIZATIONS THAT SUPPORT PARENT ENGAGEMENT AND SCHOOL COUNCILS IN ONTARIO



# THANK YOU

To educators and parents for everything you are doing at home  
We stand with you as your partners in learning

[nelson.com/learningonline](https://nelson.com/learningonline) **NELSON**



**THANK YOU  
FRONT-LINE  
WORKERS.**

**tsu** The Toronto Secondary Unit  
Ontario English Catholic Teachers' Association



## Parents

ENGAGED IN EDUCATION

Parents Engaged in Education is a not-for-profit organization formed by experienced school council members to provide resources and skill building opportunities for parent leaders across the province.

[www.parentsengagedineducation.ca](https://www.parentsengagedineducation.ca)

[info@parentsengagedineducation.ca](mailto:info@parentsengagedineducation.ca)

**647-408-2091**

Follow us on twitter  @parentengagcons